



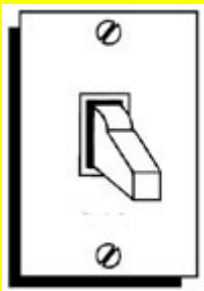
CLEMS ELECTRICAL

How to work your Sensor Light




Leave the switch "ON" for the sensor to be ready to turn on the light when activated

To leave the light on and override the sensor

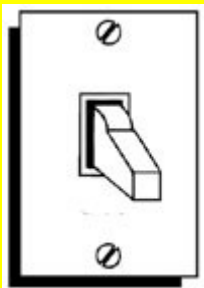


Turn "OFF" the switch




Quickly turn the switch back "ON"

To reset the sensor



Turn switch "OFF" for 30 seconds



Turn the switch back "ON"